
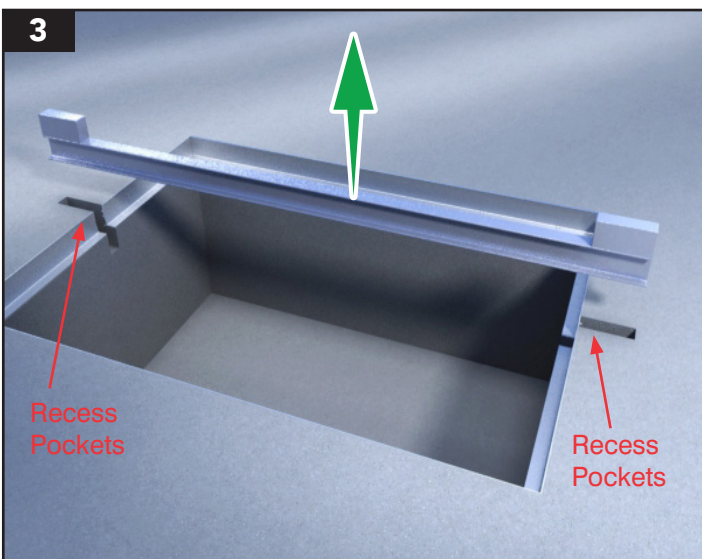



1 Remove covers.



2 Remove all covers to expose the removable support beam(s).



3 Remove the removable support beam(s) from the recess pockets in the concrete. This must be performed using appropriate lifting equipment.



4 Once the removable support beam(s) is removed full working access to the pit/trench is gained.