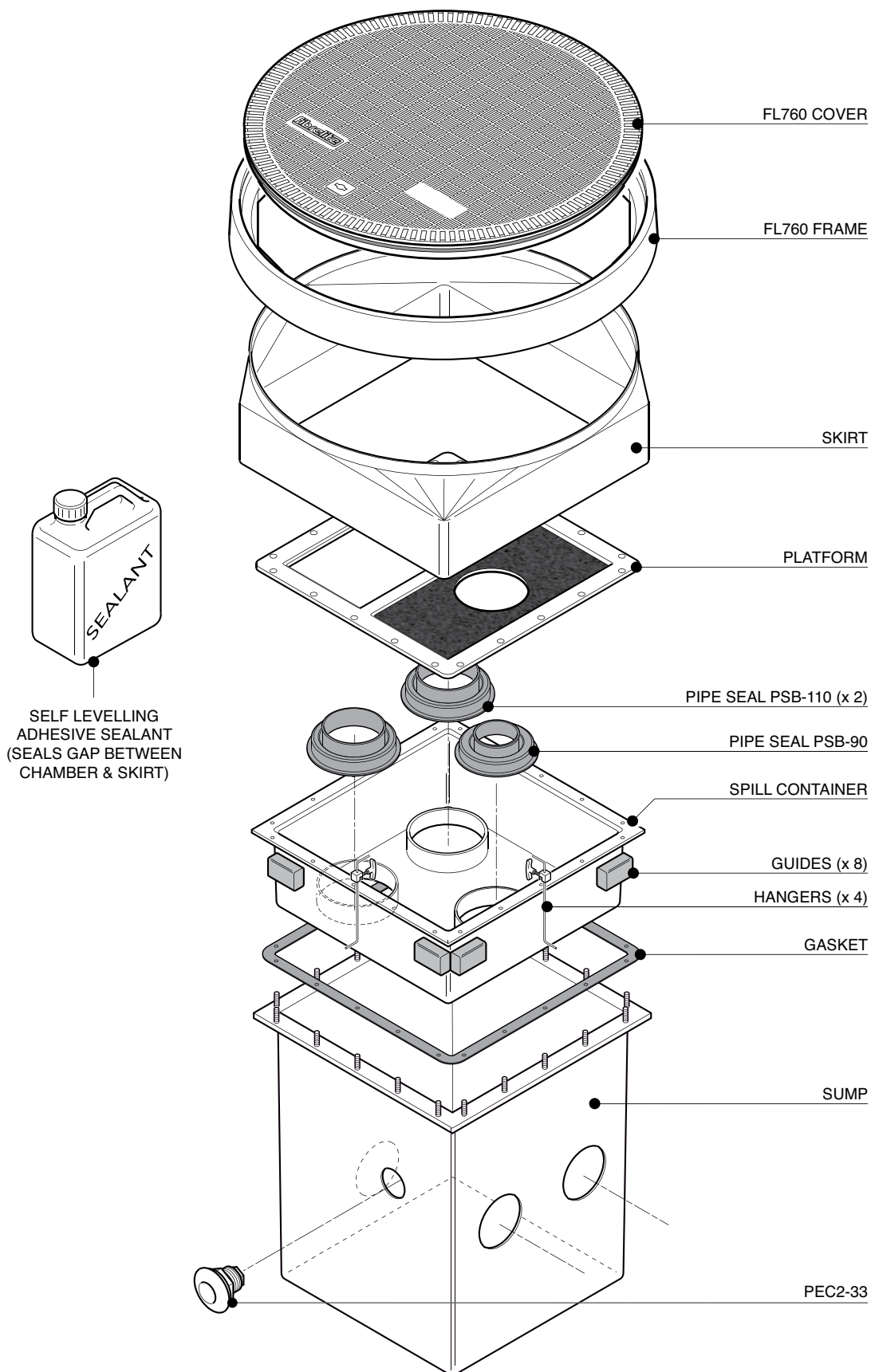


490mm square x 600mm deep offset fill chamber system with adjustable skirt, spill container, platform, 1/2 tin of sealant and FL760 flat sealed cover with composite frame. Includes inspection port cap, pipe entry and penetration fitting for grounding connection. Includes preinstalled KPS pipework for 2 fills and 1 VR1b.

For reference purposes only. This drawing is not a specification. Order against product code only. To enable continuous improvement of our products, the designs and specifications are subject to change without notice.



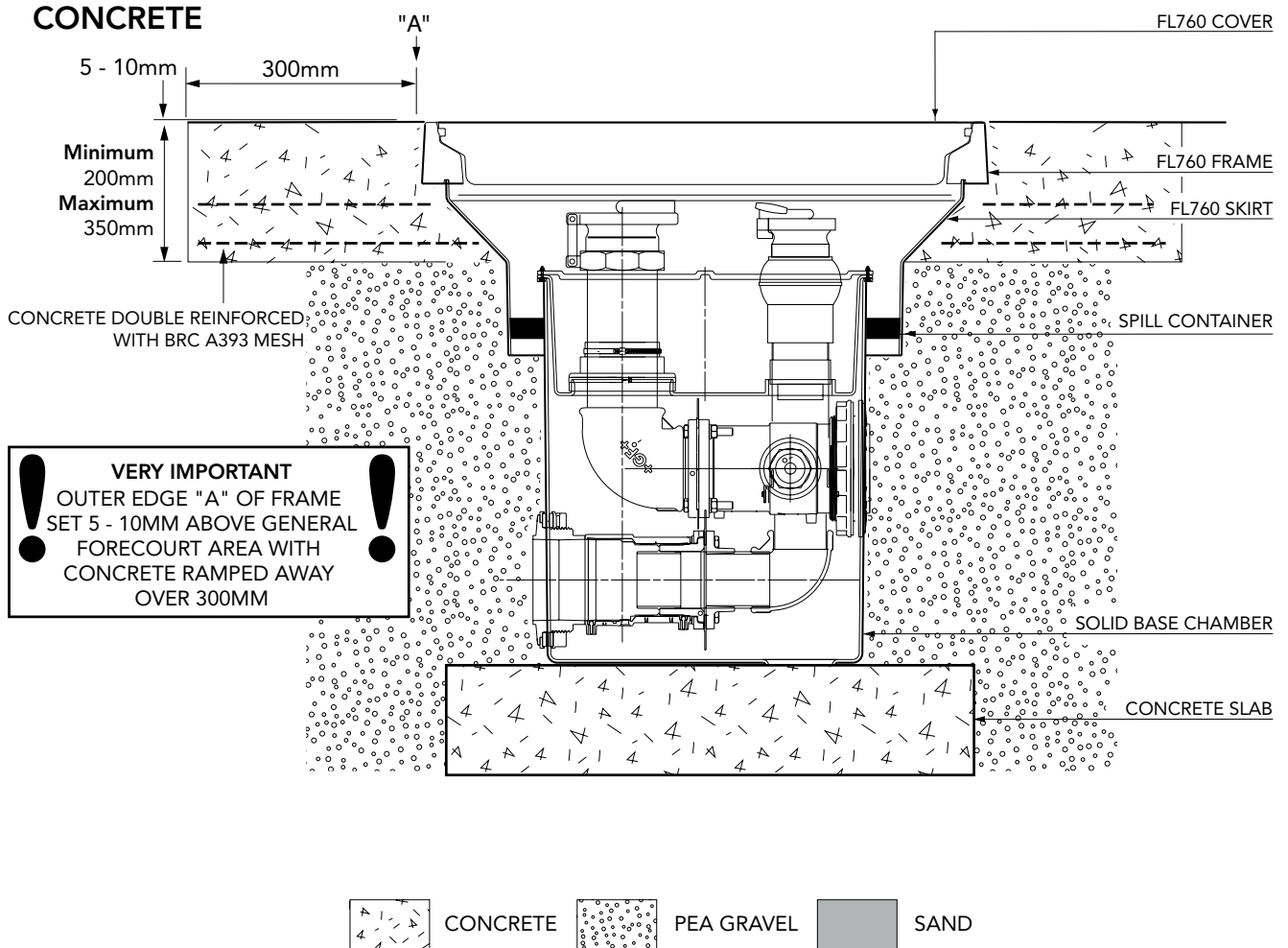
490mm square x 600mm deep offset fill chamber system with adjustable skirt, spill container, platform, 1/2 tin of sealant and FL760 flat sealed cover with composite frame. Includes inspection port cap, pipe entry and penetration fitting for grounding connection. Includes preinstalled KPS pipework for 2 fills and 1 VR1b.

For reference purposes only. This drawing is not a specification. Order against product code only. To enable continuous improvement of our products, the designs and specifications are subject to change without notice.

**FIBRELITE**   
PART OF OPW A DOVER COMPANY

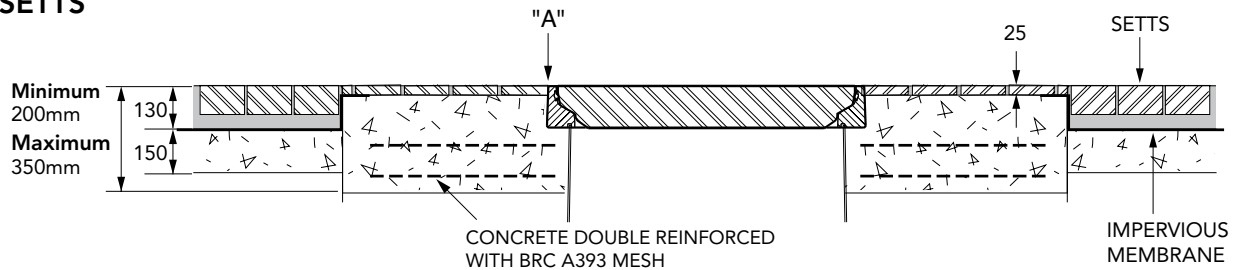


## TYPICAL INSTALLATION



## ALTERNATIVE INSTALLATION ADVICE

### SETTS



490mm square x 600mm deep offset fill chamber system with adjustable skirt, spill container, platform, 1/2 tin of sealant and FL760 flat sealed cover with composite frame. Includes inspection port cap, pipe entry and penetration fitting for grounding connection. Includes preinstalled KPS pipework for 2 fills and 1 VR1b.

For reference purposes only. This drawing is not a specification. Order against product code only. To enable continuous improvement of our products, the designs and specifications are subject to change without notice.

**FIBRELITE**

PART OF OPW A DOVER COMPANY