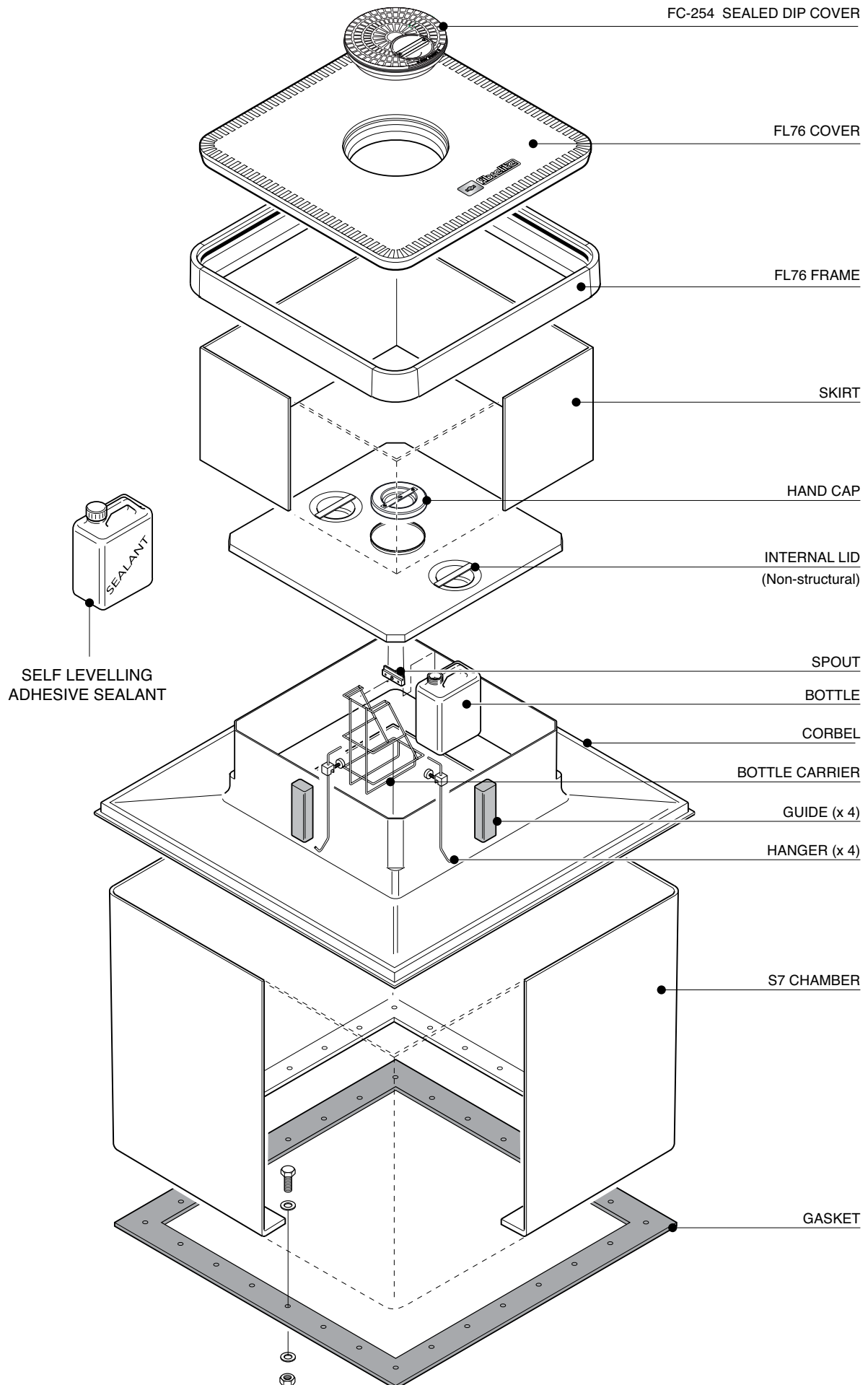


1.2m square base chamber with a sealed corbel, adjustable skirt, non-structural internal lid and square 760mm flat sealed cover with a central dip cover 1.2m square tank flange detail.

For reference purposes only. This drawing is not a specification. Order against product code only. To enable continuous improvement of our products, the designs and specifications are subject to change without notice.

FIBRELITE 
PART OF OPW A DOVER COMPANY



1.2m square base chamber with a sealed corbel, adjustable skirt, non-structural internal lid and square 760mm flat sealed cover with a central dip cover 1.2m square tank flange detail.

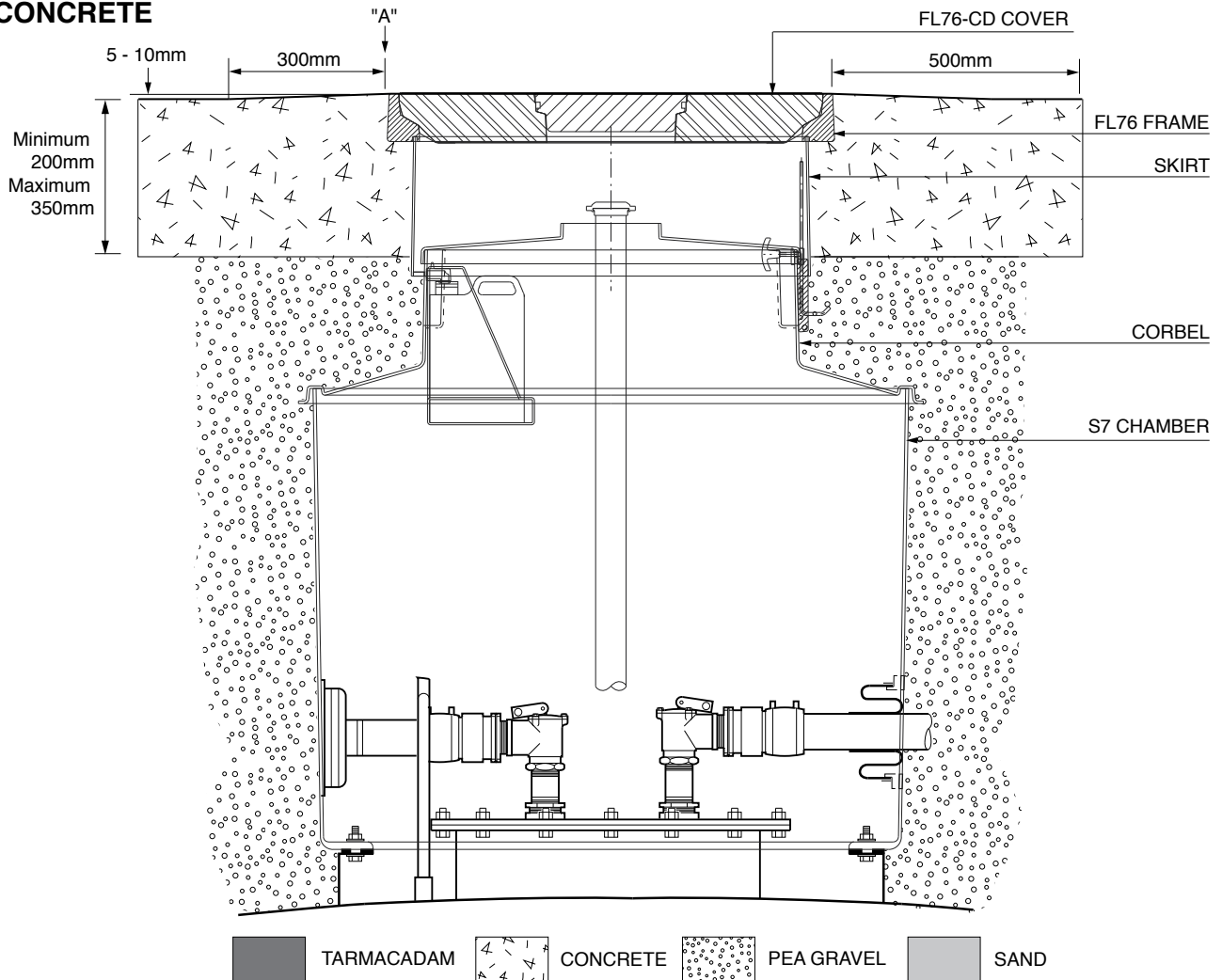
For reference purposes only. This drawing is not a specification. Order against product code only. To enable continuous improvement of our products, the designs and specifications are subject to change without notice.

FIBRELITE 
PART OF OPW A DOVER COMPANY

VERY IMPORTANT
 OUTER EDGE "A" OF FRAME SET 5 - 10mm
 ABOVE GENERAL FORECOURT AREA WITH
 CONCRETE RAMPED AWAY OVER 300mm.

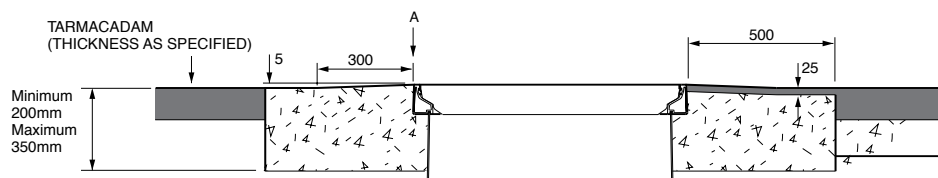
TYPICAL INSTALLATION

CONCRETE

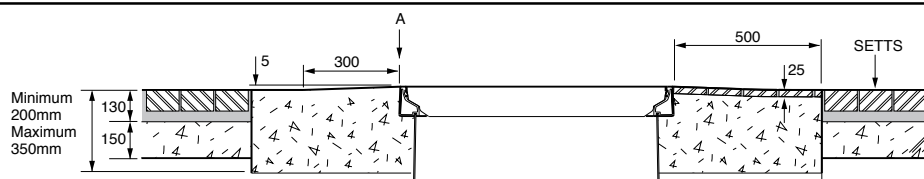


ALTERNATIVE INSTALLATION ADVICE

TARMACADAM



SETTS



1.2m square base chamber with a sealed corbel, adjustable skirt, non-structural internal lid and square 760mm flat sealed cover with a central dip cover 1.2m square tank flange detail.

For reference purposes only. This drawing is not a specification. Order against product code only. To enable continuous improvement of our products, the designs and specifications are subject to change without notice.

FIBRELITE

PART OF OPW A DOVER COMPANY