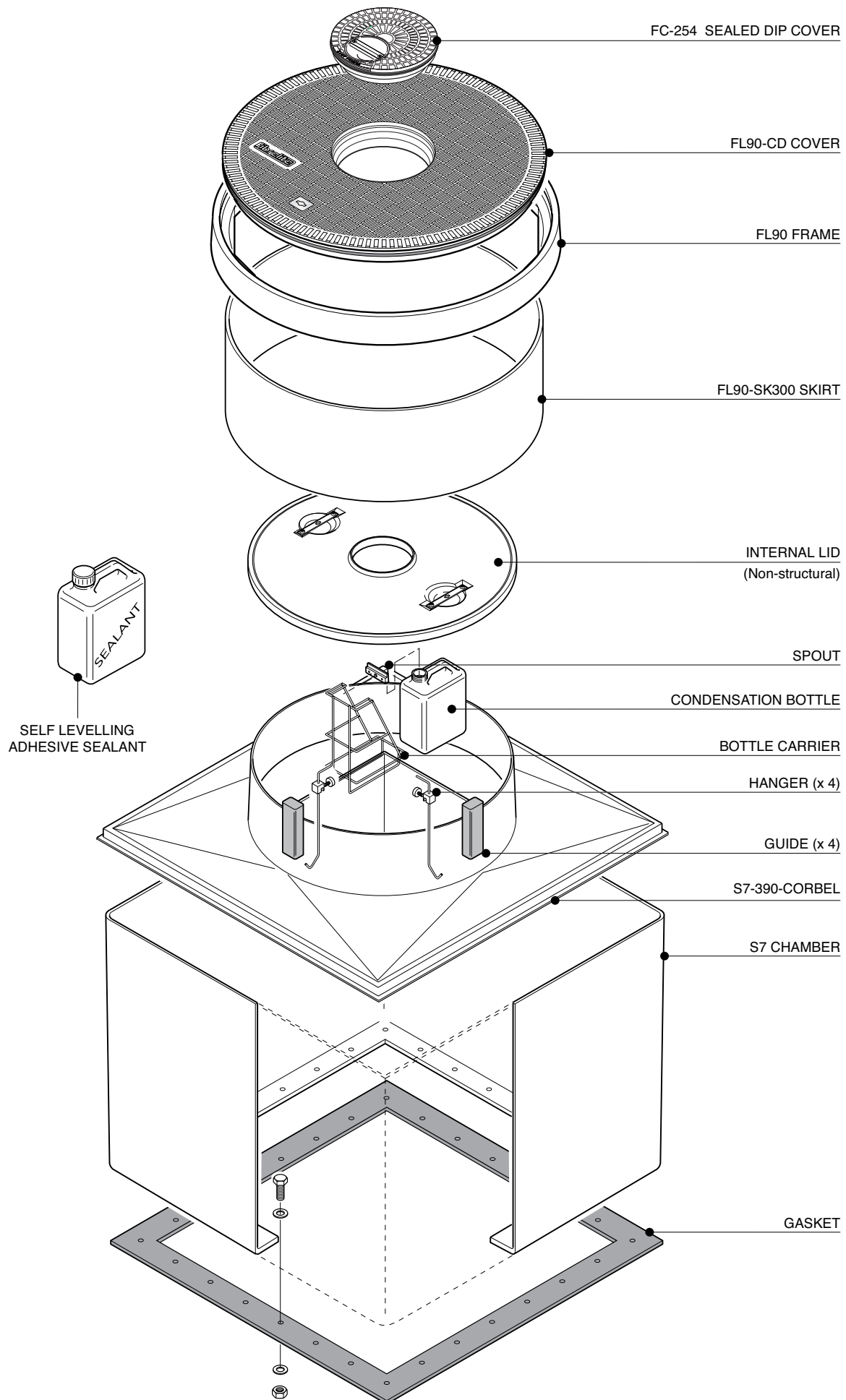


1.2m square base chamber with a sealed corbel, adjustable skirt, non-structural lid with central hole and round 900mm flat sealed cover with a central manual dip cover. (1.2m square tank flange detail)

For reference purposes only. This drawing is not a specification. Order against product code only. To enable continuous improvement of our products, the designs and specifications are subject to change without notice.



1.2m square base chamber with a sealed corbel, adjustable skirt, non-structural lid with central hole and round 900mm flat sealed cover with a central manual dip cover. (1.2m square tank flange detail)

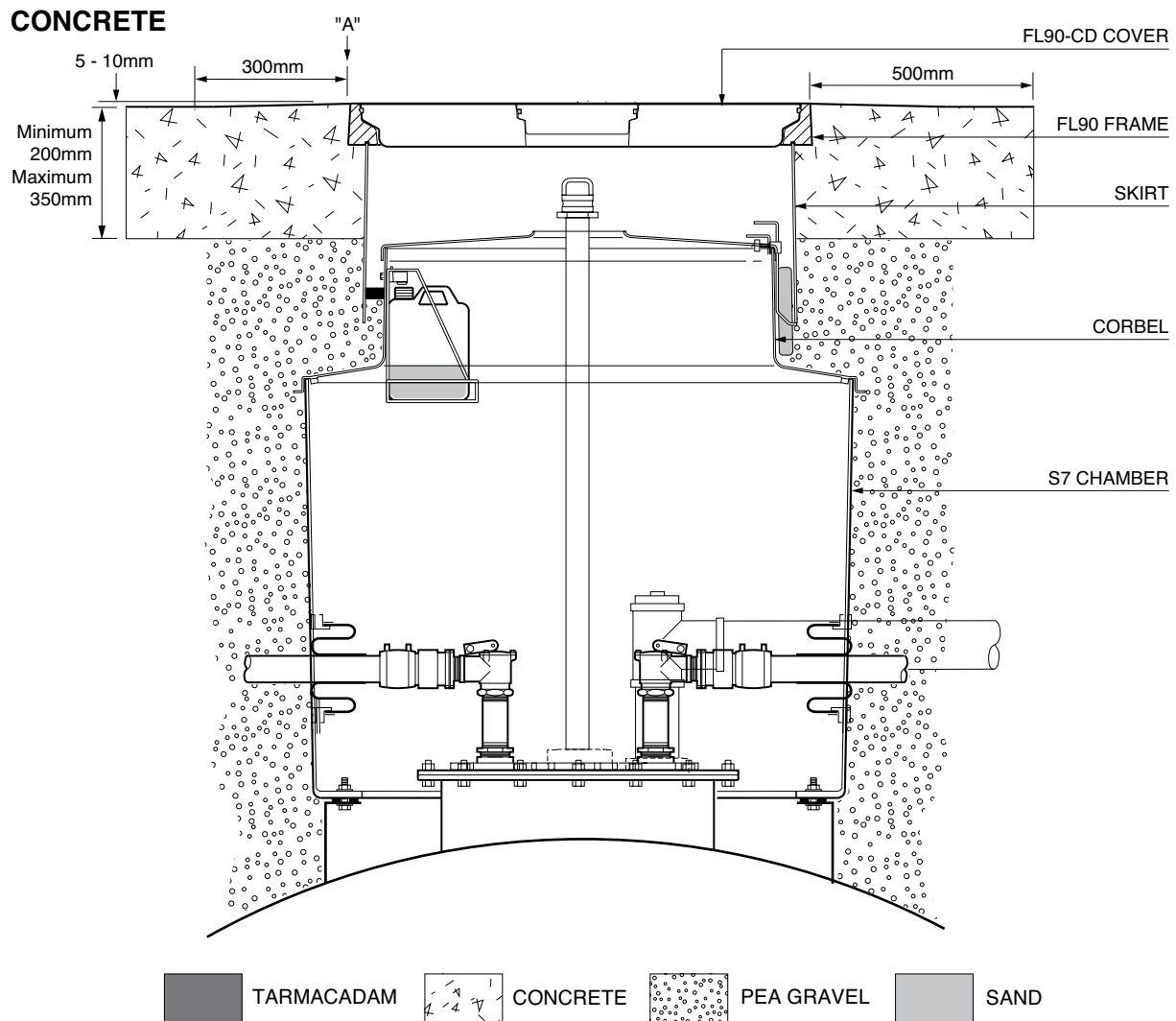
For reference purposes only. This drawing is not a specification. Order against product code only. To enable continuous improvement of our products, the designs and specifications are subject to change without notice.

**FIBRELITE**   
PART OF OPW A DOVER COMPANY



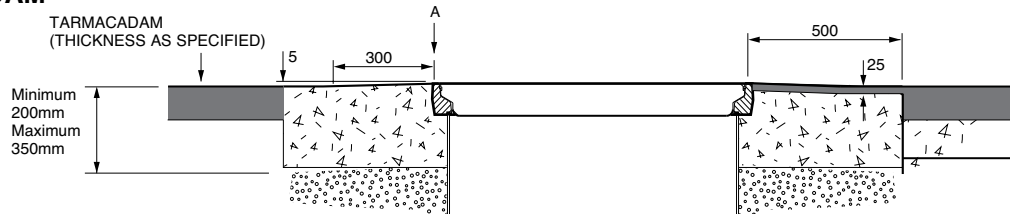
**VERY IMPORTANT**  
 OUTER EDGE "A" OF FRAME SET 5 - 10MM  
 ABOVE GENERAL FORECOURT AREA WITH  
 CONCRETE RAMPED AWAY OVER 300MM.

## TYPICAL INSTALLATION

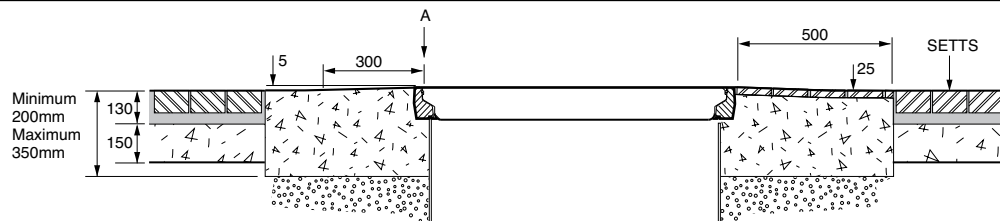


## ALTERNATIVE INSTALLATION ADVICE

### TARMACADAM



### SETTS



1.2m square base chamber with a sealed corbel, adjustable skirt, non-structural lid with central hole and round 900mm flat sealed cover with a central manual dip cover. (1.2m square tank flange detail)

For reference purposes only. This drawing is not a specification. Order against product code only. To enable continuous improvement of our products, the designs and specifications are subject to change without notice.

**FIBRELITE**

PART OF OPW A DOVER COMPANY