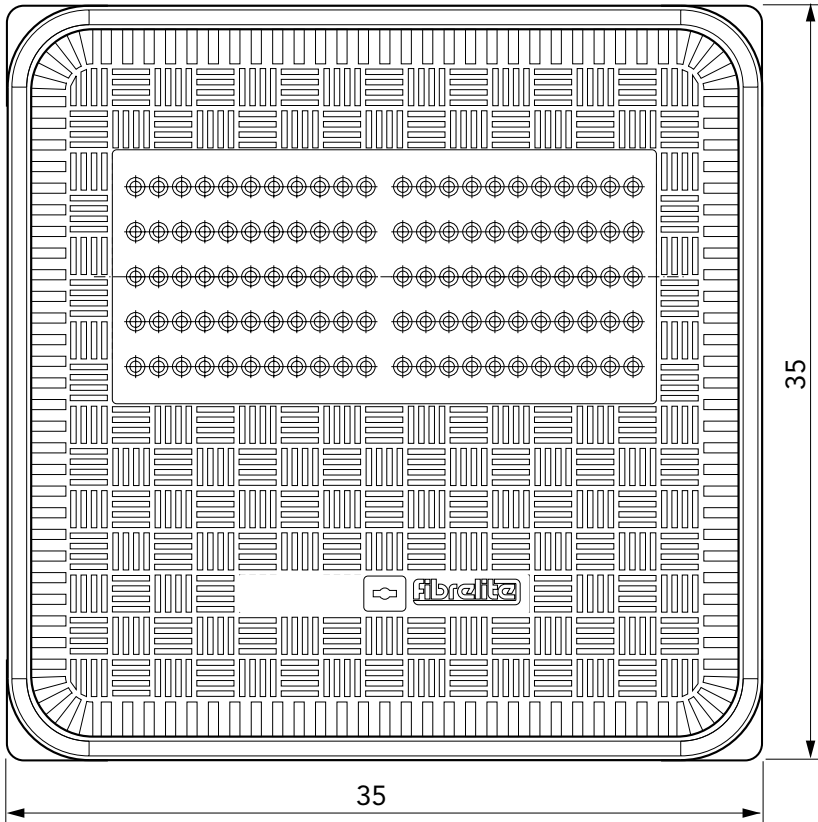
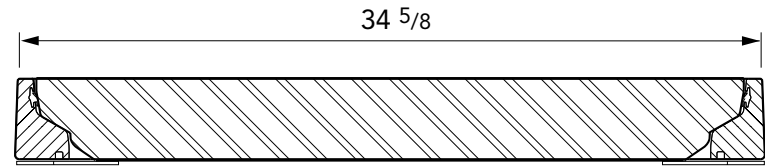
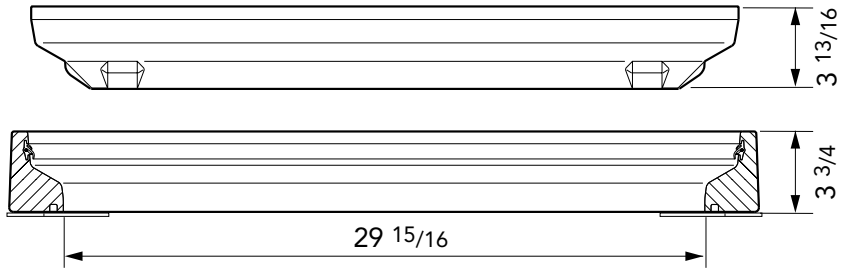




30" square vented, flat cover with aluminum frame. Temperature & chemical resistant. Designed for steam applications.

For reference purposes only. This drawing is not a specification. Order against product code only. To enable continuous improvement of our products, the designs and specifications are subject to change without notice.

FIBRELITE 
PART OF OPW A DOVER COMPANY



30" square vented, flat cover with aluminum frame. Temperature & chemical resistant. Designed for steam applications.

For reference purposes only. This drawing is not a specification. Order against product code only. To enable continuous improvement of our products, the designs and specifications are subject to change without notice.



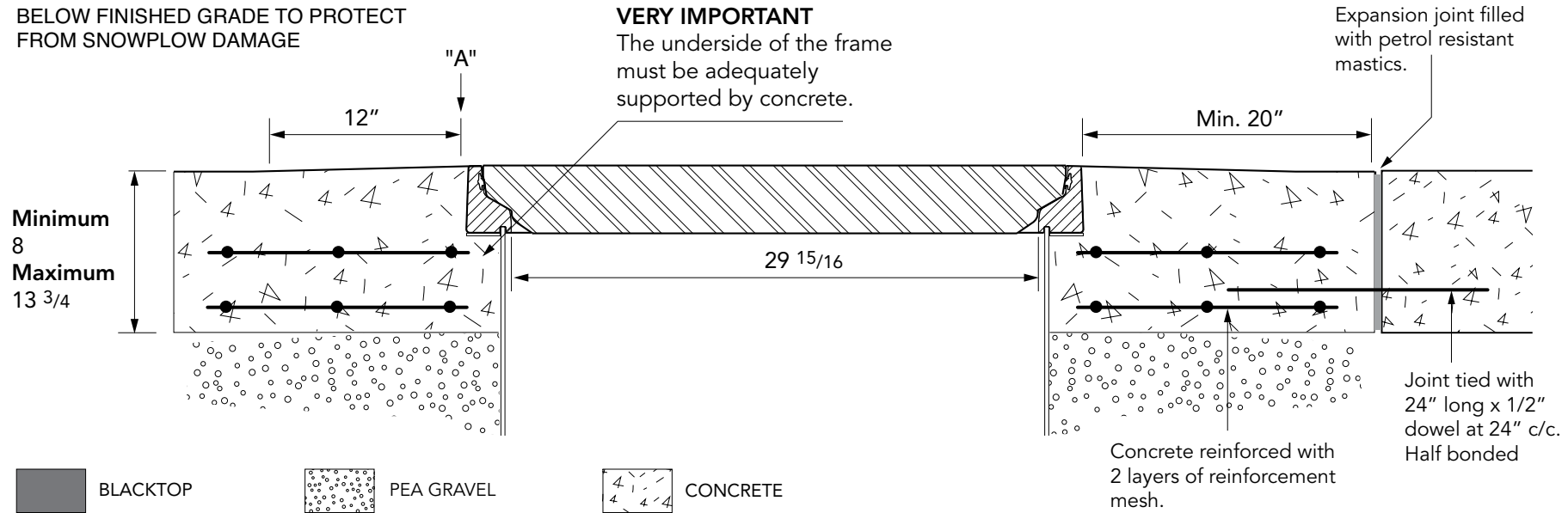
CONCRETE

VERY IMPORTANT

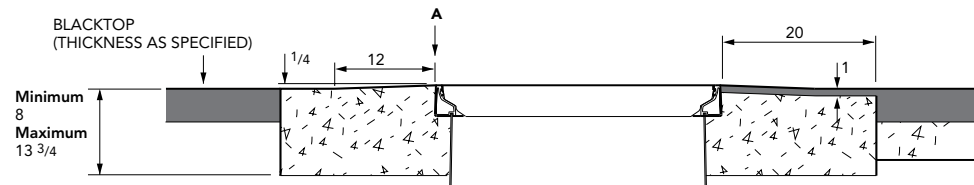
FRAMES MUST BE INSTALLED FLUSH WITH FINISHED GRADE OR SET SLIGHTLY BELOW FINISHED GRADE TO PROTECT FROM SNOWPLOW DAMAGE

! VERY IMPORTANT !

To allow for drainage, Fibrelite recommends that the concrete be sloped away from the top outer edge of the frame (A) a minimum of 1/2" over a 12" distance. Do not expose the top outer edge of the frame (A) – the concrete pad must be flush with the top outer edge of the frame.



BLACKTOP



30" square vented, flat cover with aluminum frame. Temperature & chemical resistant. Designed for steam applications.

For reference purposes only. This drawing is not a specification. Order against product code only. To enable continuous improvement of our products, the designs and specifications are subject to change without notice.

FIBRELITE 
PART OF OPW A DOWDER COMPANY