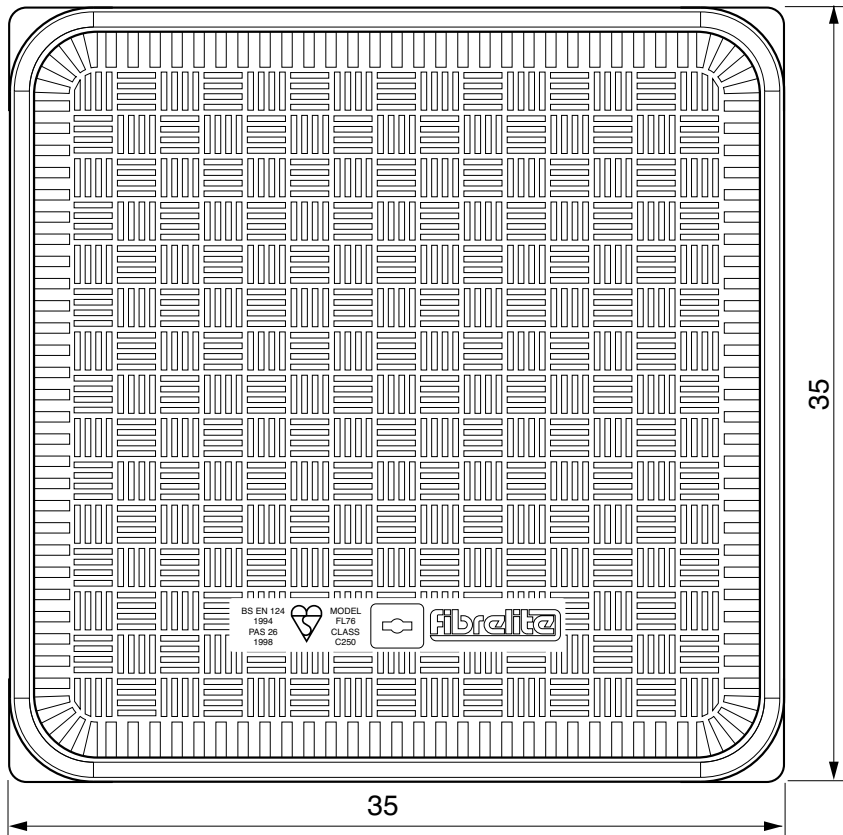
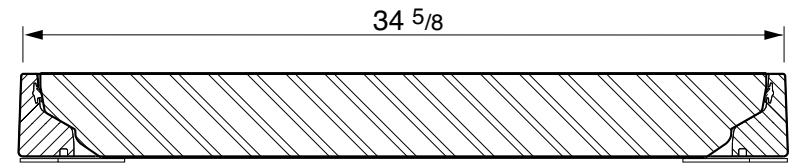



30" x 30" flat sealed composite cover with an aluminum frame.

For reference purposes only. This drawing is not a specification. Order against product code only. To enable continuous improvement of our products, the designs and specifications are subject to change without notice.

**FIBRELITE**   
PART OF OPW A DOVER COMPANY



Load Rating	Cover Weight	Frame Weight
LD	40.8 lbs	19.8 lbs
SD	63.9 lbs	26.4 lbs
HD	90.4 lbs	26.4 lbs
Airport	90.4 lbs	29.3 lbs
SHD	110 lbs	35 lbs

30" x 30" flat sealed composite cover with an aluminum frame.

For reference purposes only. This drawing is not a specification. Order against product code only. To enable continuous improvement of our products, the designs and specifications are subject to change without notice.

**FIBRELITE**   
PART OF OPW A DOVER COMPANY

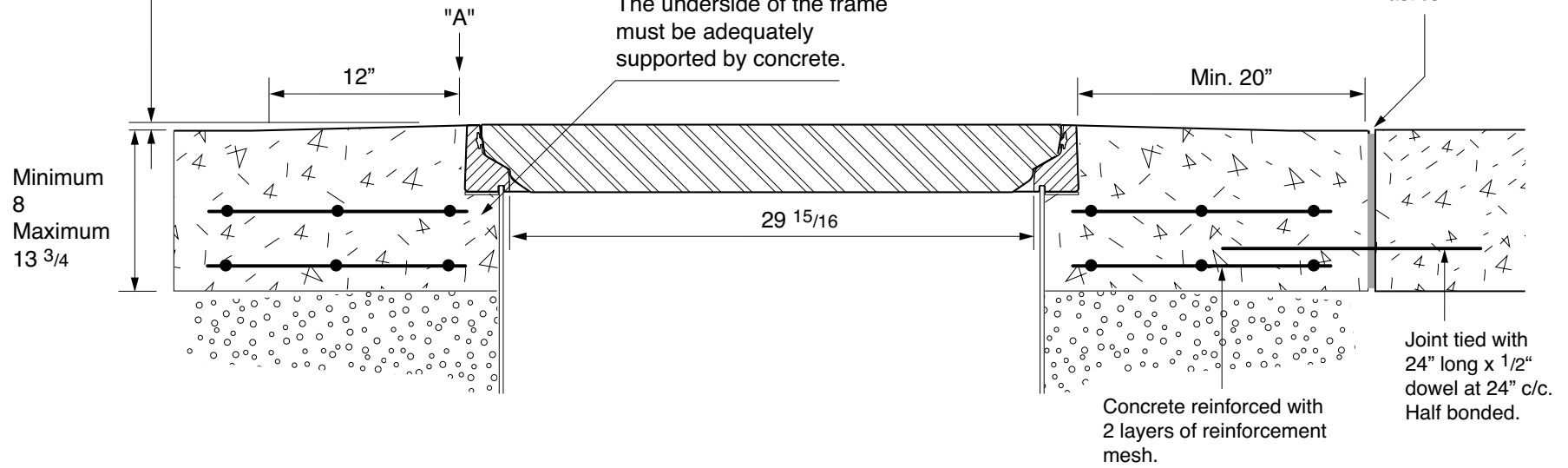
# CONCRETE

## VERY IMPORTANT

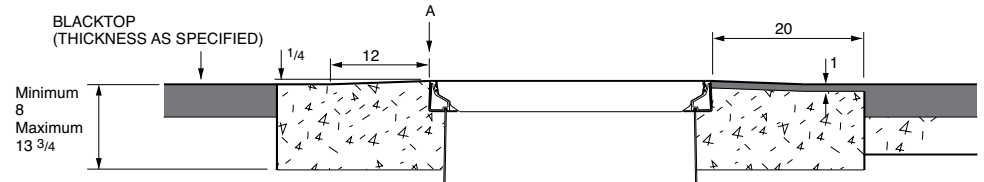
FRAMES MUST BE INSTALLED FLUSH WITH FINISHED GRADE OR SET SLIGHTLY BELOW FINISHED GRADE TO PROTECT FROM SNOWPLOW DAMAGE

## VERY IMPORTANT

The underside of the frame must be adequately supported by concrete.



# BLACKTOP



30" x 30" flat sealed composite cover with an aluminum frame.

For reference purposes only. This drawing is not a specification. Order against product code only. To enable continuous improvement of our products, the designs and specifications are subject to change without notice.

