

57 9/16" x 38 11/16" solid base deep sump, sealed corbel, height adjustable skirt, internal lid, flat sealed cover and frame.

For reference purposes only. This drawing is not a specification. Order against product code only. To enable continuous improvement of our products, the designs and specifications are subject to change without notice.

FIBRELITE 
PART OF OPW A DOVER COMPANY

FL140 COVER

FL140 FRAME

FL140-SK300 SKIRT

NON-STRUCTURAL
INTERNAL LID

S-CS-SEALKIT
(Order seperately)

CORBEL

S9D SOLID BASE CHAMBER

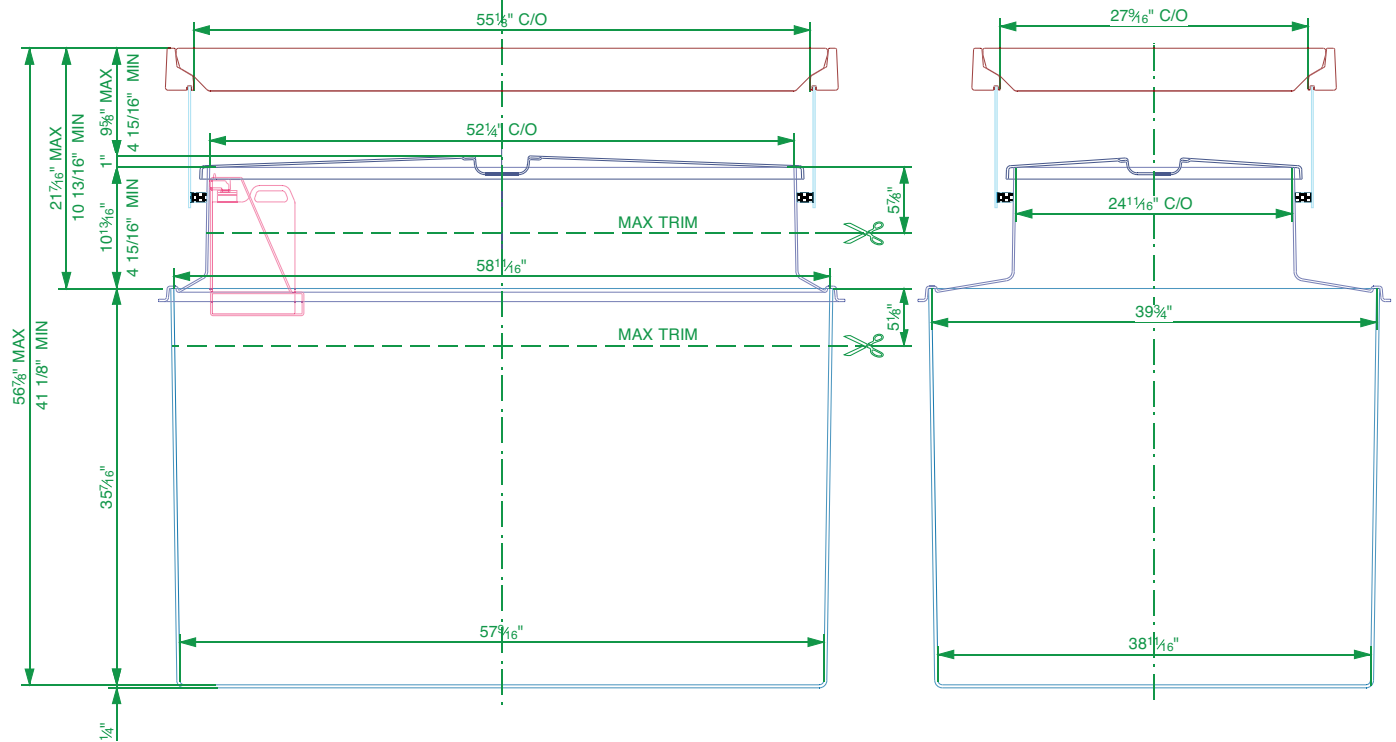
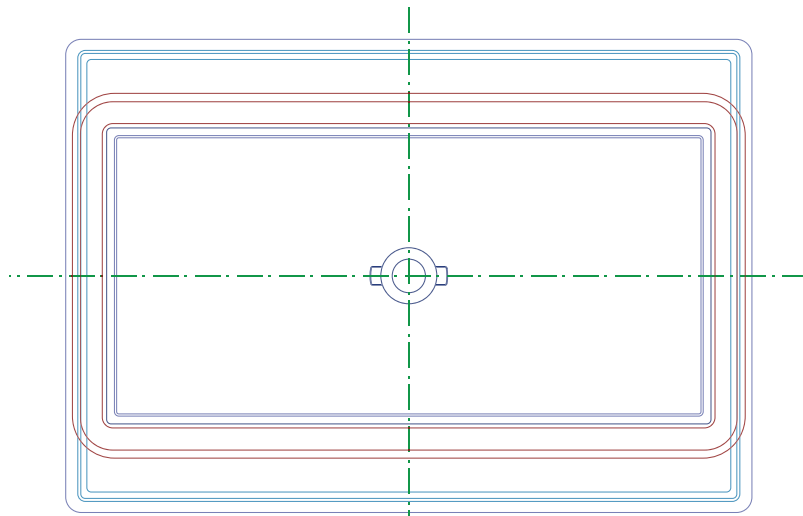


SELF LEVELLING
ADHESIVE SEALANT

57 9/16" x 38 11/16" solid base deep sump, sealed corbel, height adjustable skirt, internal lid, flat sealed cover and frame.

For reference purposes only. This drawing is not a specification. Order against product code only. To enable continuous improvement of our products, the designs and specifications are subject to change without notice.

FIBRELITE 
PART OF OPW A  COMPANY



57 ⁹/₁₆" x 38 ¹¹/₁₆" solid base deep sump, sealed corbel, height adjustable skirt, internal lid, flat sealed cover and frame.

For reference purposes only. This drawing is not a specification. Order against product code only. To enable continuous improvement of our products, the designs and specifications are subject to change without notice.

FIBRELITE 
PART OF OPW A DOVER COMPANY

VERY IMPORTANT
 OUTER EDGE "A" OF FRAME SET 1/4" - 1/2"
 ABOVE GENERAL FORECOURT AREA WITH
 CONCRETE RAMPED AWAY OVER 12".

Joint tied with
 24" long x 1/2"
 dowel at 24" c/c.
 Half bonded

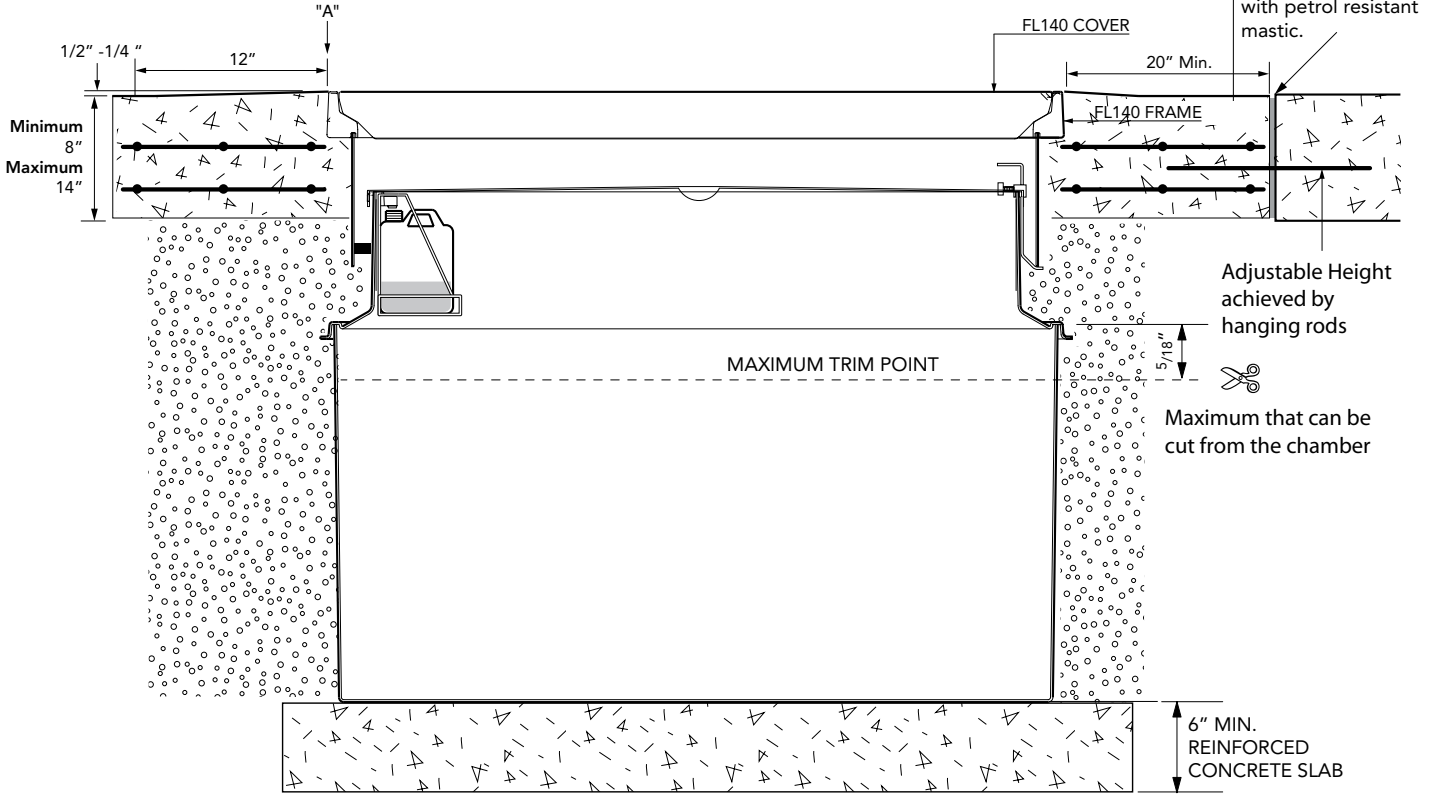
Expansion joint filled
 with petrol resistant
 mastic.

Adjustable Height
 achieved by
 hanging rods

Maximum that can be
 cut from the chamber

6" MIN.
 REINFORCED
 CONCRETE SLAB

CONCRETE



CONCRETE PEA GRAVEL